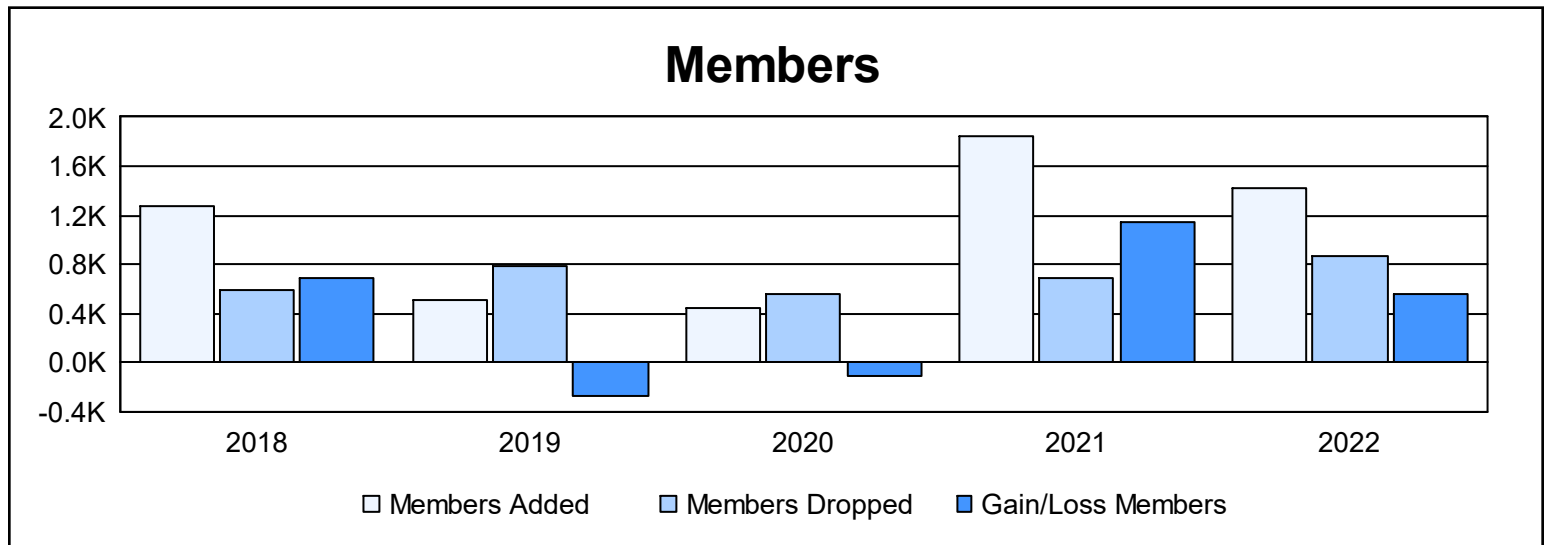
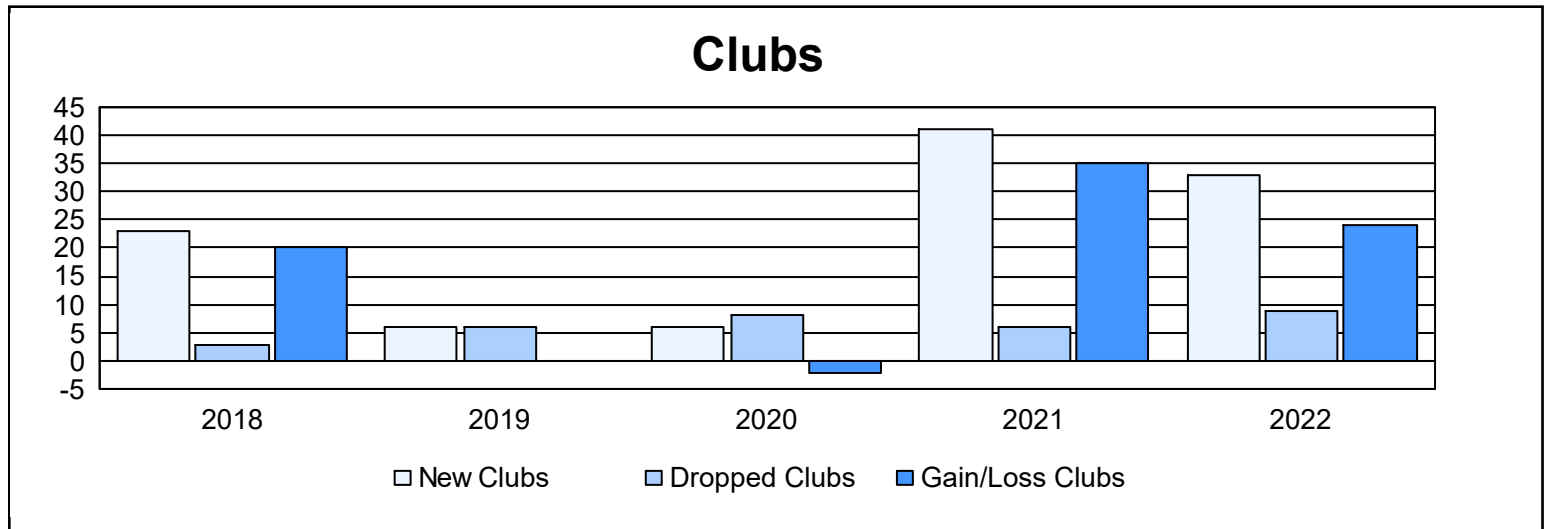
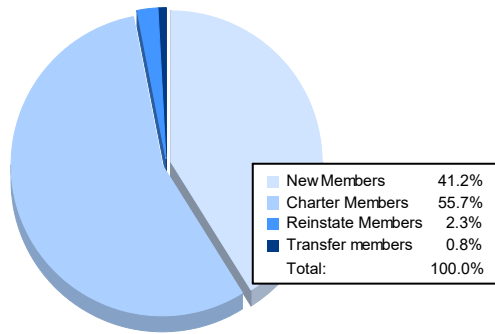


| Year | New Clubs | Dropped Clubs | Gain/ Loss Clubs | New Members | Charter Members | Reinstate Members | Transfer Members | Total Member Added | Total Members Dropped | Gain/ Loss Members |
|----------------|-----------|---------------|------------------|-------------|-----------------|-------------------|------------------|--------------------|-----------------------|--------------------|
| 2017-2018 | 23 | 3 | 20 | 629 | 583 | 44 | 22 | 1,278 | 594 | 684 |
| 2018-2019 | 6 | 6 | 0 | 269 | 147 | 59 | 30 | 505 | 778 | -273 |
| 2019-2020 | 6 | 8 | -2 | 244 | 156 | 28 | 20 | 448 | 550 | -102 |
| 2020-2021 | 41 | 6 | 35 | 594 | 1,142 | 70 | 33 | 1,839 | 695 | 1,144 |
| 2021-2022 | 33 | 9 | 24 | 584 | 791 | 32 | 12 | 1,419 | 865 | 554 |
| Average | 22 | 6 | 15 | 464 | 564 | 47 | 23 | 1,098 | 696 | 401 |



Membership Composition June 2022 Cumulative



Gender Composition June 2022 Cumulative

